

# Therapeutic Laser Therapy

For Cats and Dogs



# What is Laser Therapy?

Laser therapy involves the use of **cold lasers** which are handheld devices that produce **non-thermal** photons of light used to treat an array of conditions.

## Laser Therapy is:

- Sterile
- Painless
- Non-invasive
- Drug-free
- And has no side effects



*This treatment is usually used in conjunction with anti-inflammatory, pain medication or antibiotics. Rarely this treatment is used solely on it's own but can be used alone if necessary.*

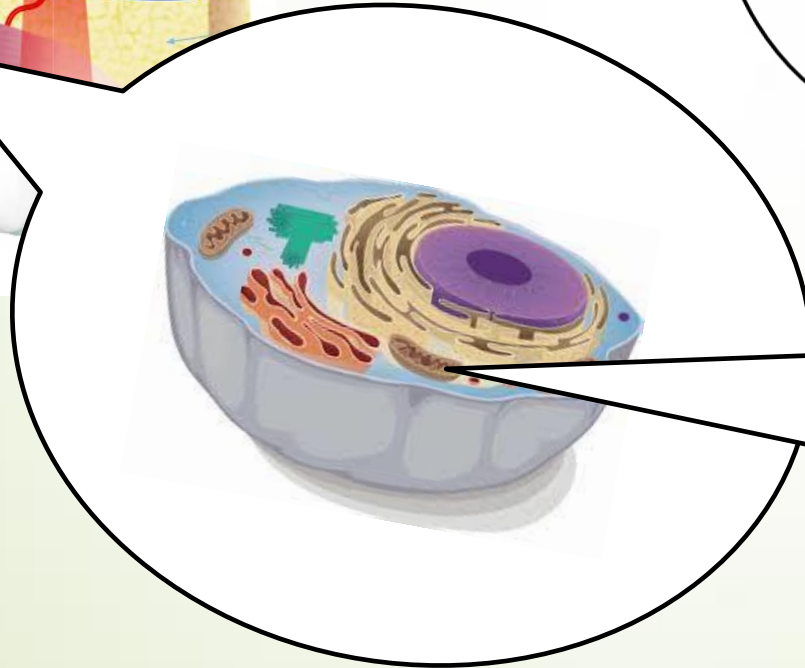
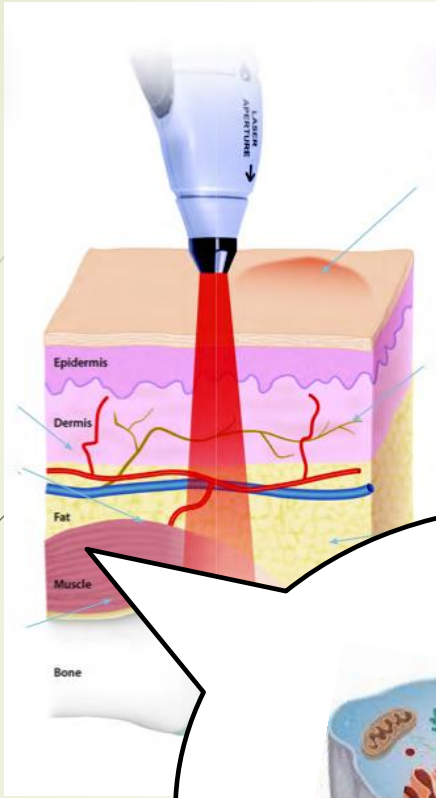
# How Does Laser Therapy Work?

When we use Laser Therapy on the affected problem area, the laser probe sends photons (packets of light energy) deep into the tissue. These photons are absorbed within the mitochondria of the cell which stimulates it to create ATP and release Nitric Oxide.

**ATP and Nitric Oxide** are important in this process because:

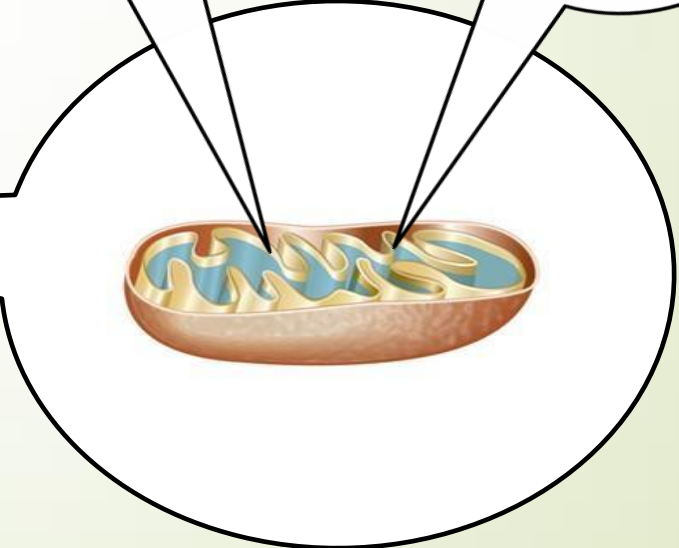
- ATP is the energy that cells need for cell growth and repair.
- Nitric Oxide helps reduce inflammation, increases circulation, enhances the transport of nutrients to the affected area and enhances the transport of immune system cells to fight infection.

*The production of these molecules together ultimately speeds up the healing process, reduces pain and reduces inflammation.*



ATP

NO





# What can be treated with Laser Therapy?

*As you can imagine, many different conditions can benefit from laser therapy. No matter what the condition, as long as the pet can benefit from increased healing time or reduced pain and inflammation than we can utilize laser therapy.*

- Arthritis
- Hip dysplasia
- Intervertebral disc disease
- General neck, back, hip or joint pain
- Cruciate ligament injuries
- Orthopedic Surgical recoveries
- Muscle strains
- Ligament sprains
- Fractures
- Surgical incisions
- Open wounds
- Anal gland inflammation
- Lick granulomas
- Ear infections
- Skin infections

### **Special Note:**

*It is important to understand that Laser Therapy will not always cure a condition. Depending on the condition, it may only speed up the healing process and/or alleviate some discomfort from the associated condition.*


*Some dermatological conditions as well as wounds can ultimately heal with Laser Therapy alone.*



# What happens during a Laser Therapy session?



1. A technician will get your pet set up in a laser safe room where your pet will be able to get comfortable either on a table or the floor.
2. The technician will place protective eye wear on your pet to keep them out of the light and remove any metal (ie. Collar, Harness etc.) that the laser rays may come in contact with.
3. Once your pet is all set up and comfortable, the technician will gently glide the probe over the area of treatment to assure the laser is being delivered to the affected cells.



# How long are the Laser Therapy sessions?

Treatments are unique to each patient. Treatment lengths depend on:

- ▶ **The area of focus**
- ▶ **How many sites we are treating (usually 1-4 sites)**

*For example, some chronic patients will have multiple joints that will need to be treated during one laser treatment session and some patients will only require a one minute session to treat a puncture wound.*

Individual treatments can last anywhere from **1 minute to 8 minutes approximately** because of this.



# How often are the sessions?



*Every patient's needs are different.*

## **Wound healing:**

- ▶ As much as possible.

*You can not "over" laser but no more than once a day is needed.*

## **For all other conditions:**

- ▶ We usually recommend **three sessions the first week, two sessions the second week and one session the third week.**
- ▶ After this we recommend a **maintenance** laser session once every two-four weeks depending on the success so far.

*The veterinarian can help determine if the pet is receiving an adequate amount of laser.*

# How long will it take to see results and what results will we see?

It is possible to notice immediate results in your pet. You may see relief in the first treatment as pain and inflammation are reduced.

## **Joint or orthopedic conditions:**


- Better mobility
- Relaxation
- Increased activity level
- Less pain

## **Dermatological conditions:**

- Drying
- Reduced inflammation
- Less pain



*For some conditions, a series of treatments may be necessary before you see results due to the severity or complexity of the condition and this is not unlikely.*



# Why do we not see results in some patients?

- ▶ In some cases, multiple areas need to be treated in order to see effects of the laser.

## **Example:**

Senior pet suffering from arthritis – may need more sites than we are treating.

*An assessment by a DVM should be arranged to determine if this patient is receiving maximum benefits.*

- ▶ **pets condition requires more invasive treatment.**

## **Example :**

Cruciate rupture needing surgery or a recovering fracture repair needs pain medication

# How can you get started with Laser Therapy?

If you think your pet would benefit from Laser Therapy, please contact us to book a consultation with a Veterinarian.

The doctor will be able to pinpoint the area(s) that need treatment and can set up a treatment protocol for his/her individual needs.

